

Mining Climate Negotiations

Participant lists

Midterm presentation of semester project

Jan Linder

25.11.2020

INDY Lab

Supervision: Victor Kristof

Professor: Patrick Thiran

In collaboration with

Paula Castro (ZHAW) and

Marlene Kammerer (UniBe)

The bigger project

- This semester project is part of a project with Paula Castro (ZHAW) and Marlene Kammerer (UniBe) that studies factors affecting the conclusion of international policy agreements, e.g. on climate change.
- A first part of this project has been realized by Tatiana Cogne and Victor Kristof in the last semester, investigating interventions and interactions during the negotiation meetings.


UNFCCC: COP and SB

United Nations Framework Convention on Climate Change (UNFCCC)

- Convention signed by 197 parties today
- Parent treaty of *Kyoto Protocol (1997)* and *Paris Agreement (2015)*
- Its secretariat organizes at least two negotiation sessions per year:
 - Conference of the Parties (COP): Is the most observed by the public
 - Meetings of Subsidiary Bodies (SB): Less public attention, but more negotiations about the agreements to be signed on COPs
 - Other smaller meetings

Goal of this semester project

The goal of this semester project is to extract and analyse the data from the participant lists for those meetings.



United Nations
Framework Convention on
Climate Change

FCCC/CP.2019/INF.4
Dist.: General
13 December 2019
English/French/Spanish only

FCCC/CP.2019/INF.4

Conference of the Parties
Twenty-fifth session
Madrid, 7-13 December 2019


List of participants


The attached list of participants attending the twenty-fifth session of the Conference of the Parties, the fifteenth session of the Conference of the Parties serving as the meeting of the Parties to the Kyoto Protocol, the second session of the Conference of the Parties serving as the meeting of the Parties to the Paris Agreement and the fifty-first sessions of the subsidiary bodies, all held at IFEMA – Feria de Madrid in Madrid, Spain, has been prepared on the basis of information received by the secretariat as at Wednesday, 11 December 2019.

Participation statistics

	States/organizations	Participants
Parties	196	11 406
Observer States	1	5
Total Parties + observer States	197	11 411
United Nations Secretariat units and bodies	28	306
Specialized agencies and related organizations	23	400
Intergovernmental organizations	76	652
Non-governmental organizations	1 049	7 417
Total observer organizations	1 176	8 776
Media	844	2 165
Total participation	2 217	22 364

GE.19-21615(E)
119216154

Please recycle 



3

The participant lists

Indicates:

- Affiliation category
- Affiliation
- Names (with title)
- Descriptions

FCCC/CP/2019/INF.4

Parties		
Afghanistan		
H.E. Mr. Schab-zaman Maiwandi Director General National Environmental Protection Agency	Mr. Toufik Milat Ambassador Ministry of Foreign Affairs Algerian Embassy in Madrid	National Agency of Climate Change
Mr. Idrees Malvar Deputy Head, National Environmental Protection Agency	Mr. Lazhar Soualem Director Ministry of Foreign Affairs Algerian Embassy in Warsaw	Ms. Saida Laouar Deputy Director, Climate Change Ministry of Environment
Mr. Abdul Khalil Arman UNFCCC National Focal Point Ministry of Foreign Affairs	Mr. Athmane Mehadjji General Direction of Multilateral Relations Ministry of Foreign Affairs	Ms. Nacera Amrani Bernaoui Study and Synthesis Manager Ministry of Water Resources
Mr. Ahmad Samim Hoshmand	Mr. Tahar Melizi General Manager Ministry of Interior, Land Management and Territorial Collectivities	Mr. Redha Bourioua Deputy Director of Construction's Laws Ministry of Housing and Land
Mr. Mohammad Shoab Saboorv	Mr. Abdelouahab Berretima Director Ministry of Interior, Land Management and Territorial Collectivities	Mr. Hamza Merabet Researcher Ministry of Higher Education and Scientific Research Centre for Development of Renewable Energy
Mr. Rohullah Amin	Mr. Abdel Hamid Terghini Ministry of Tourism	Ms. Terkia Hamana First Secretary Ministry of Foreign Affairs Algerian Embassy in Madrid
Mr. M.Solaiman Bakhshi	Mr. Ali Menguelati Counselor Ministry of Foreign Affairs Algerian Embassy in Madrid	Ms. Cylia Arrous First Secretary Ministry of Foreign Affairs Algerian Embassy in Madrid
Mr. Mohammad Monib Noori	Mr. Mohammed Bakalem National Economic and Social Council	Ms. Wissam Toubal In Charge of Phytogenetic Resources Direction General of Forest Ministry of Agriculture and Rural Development
Ms. Laila Ayan UN Affairs Department Ministry of Foreign Affairs	Mr. Boubakeur Abbes National Economic and Social Council	Mr. Noureddine Yassaa Director, Centre for Development
Mr. Mohammad Salim Salim		
Mr. Roshan Wolusmal		
Ms. Silke Christina Ingrid Wartmann		
Mr. Humayoon Rasaw		
Mr. Mohammad Reza Qasemi		
Mr. Ahmad Shekib Mostaghni		
Albania		

Goal of this semester project

Main insights to gain from the participant lists:

- How do the delegations develop over time regarding:
 - size
 - role (government, press, security)
 - experience of the delegates
 - gender
- This data could then be combined through statistical models with other results (such as the interventions and interactions from the semester project by Tatiana)

Document format varies a lot

Scans vs. well-formatted PDF's

OBSERVER STATES

Holy See

Msgr. Daniel R. PATER
Counsellor, Apostolic Nunciature -New
Delhi
Secretaria di Stato

Rev. Robert ATHICKAL
Taru Mitra Ashram, Patna

Iraq

H.E. Mr. Salah AL -MUKHTARE
Ambassador
Diplomatic Mission of the Republic of Iraq
to India

Mr. Adday O ALSAKAB
Counsellor
Diplomatic Mission of the Republic of Iraq
to India

Mr. Omar Monir SHIHAB
Third Secretary

Mr. Adel ISMAEEL
Diplomatic Mission of the Republic of Iraq
to India

Turkey

H.E. Mr. Hasan GÖĞÜS
Ambassador
Diplomatic Mission of the Republic of
Turkey to India

Mr. Mehmet Zeki NECİPOĞLU
Head
Air Management Department
Ministry of Environment

Ms. Ilknur BADEMLI
Third Secretary
Diplomatic Mission of the Republic of
Turkey to India

Ms. Sema BAYAZIT
Expert
Prime Ministry Undersecretariat
State Planning Organization

Ms. Ayça Erem BULUTAY
Biologist
General Directorate of Environmental
Pollution Prevention & Control
Ministry of Environment

Ms. Macide ALTAS
Expert
Ministry of Energy and Natural Resources

FCCC/CP/2017/INF.4

Zimbabwe (continued)

Ms. Sophia Nyamudeza
Deputy Director Policy Research
Foreign Affairs
Government of Zimbabwe

Mr. Mudavanhu Phillip M

Mr. Jeffree Munashe Rugare
Officer
Global Solar

Mr. Innocent Wellington Ruwende
Officer
The Herald

Mr. Nesbert N Samu
Director
Parliament of Zimbabwe

Mr. Collins K Shava
Officer
Zimbabwe Council of Churches

Ms. Maureen Sigauke
Chemist

Ms. Dorcas Tawonashe
Economist
Economics and Markets
Ministry of Agriculture,
Mechanisation and Irrigation
Development

Mr. Alois Tsiga
Third National Communication
Project Manager
Climate Change Management
Ministry of Environment, Water
and Climate

Mr. Nyashadzashe F Viriri
Hydrologist
Zimbabwe National Water
Authority

Mr. Manasa Viriri
Statistician
Zimbabwe Statistics

Ms. Sidsel K Vognsen
Climate Change Officer

Mr. Webster Whande
Ms. Morege Whatt
Officer

Matabeleland Women Farmers
Association

Ms. Simbisai S. C. Zhanje
Project Manager
SouthSouthNorth

Mr. Sosten Zimku

Mr. Shepard Zvigadza
Researcher
Zero

Observer States

Holy See

Mr. Bruno Marie Duffé

Mr. Nikola Eterović

Mr. Rubén Darío Ruiz Mainardi

Mr. Paolo Conversi
Secretariat of State

Mr. Marcus Wandinger
Expert

Mr. Michelangelo Ferocino

United Nations Secretariat units and bodies

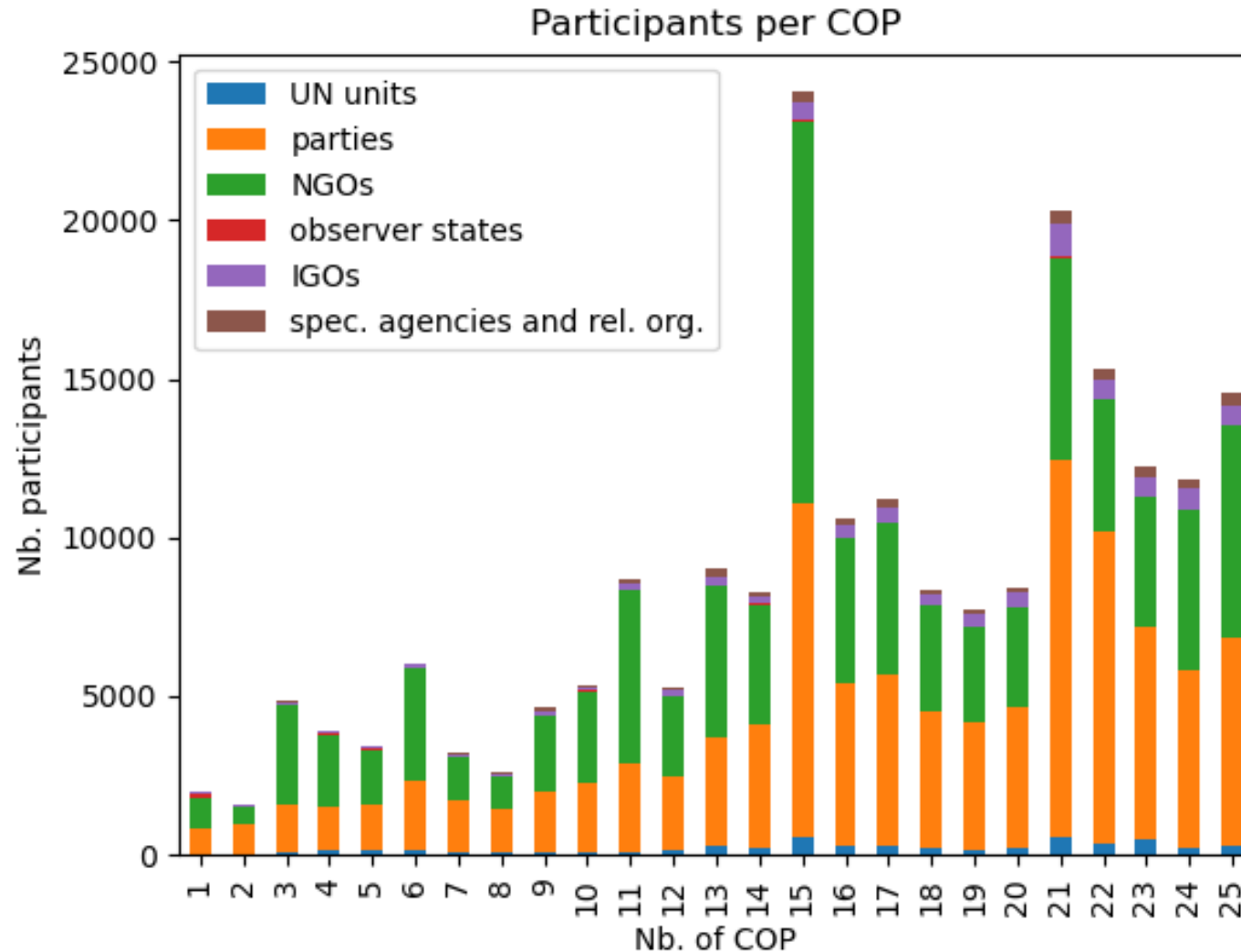
How to extract the data?

- Scans: used *tesseract*, an Optical Character Recognition (OCR) tool by Google
- Well-formated PDF's: used *pdfminer*, an open-source PDF processing library

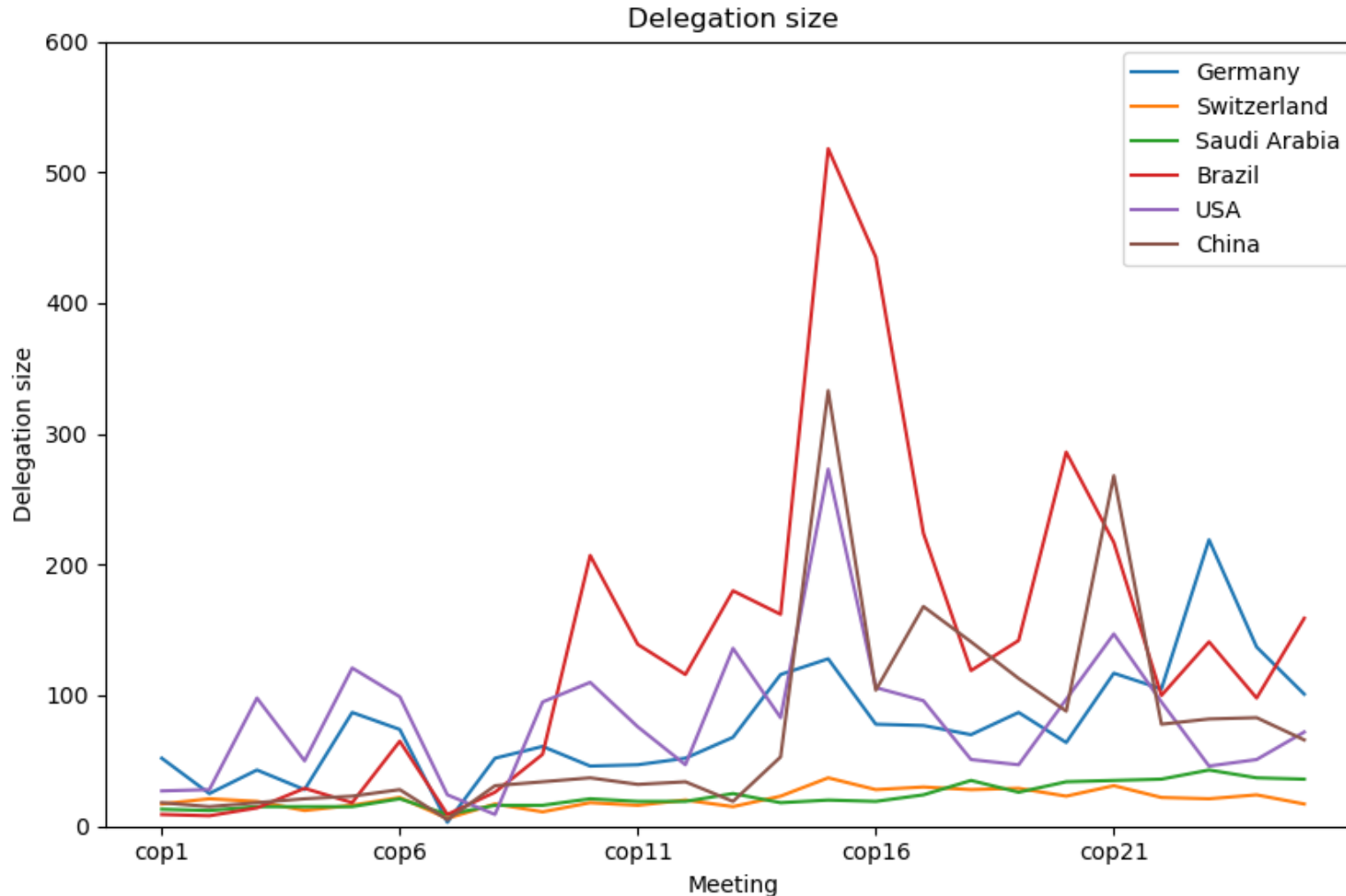
Results

Nb. of meetings	54 (26 COP and 28 SB)
Distinct participants	144 251
Distinct affiliations	4 288
Average nb. of participants per COP	8 354
Average nb. of participants per SB	1 948

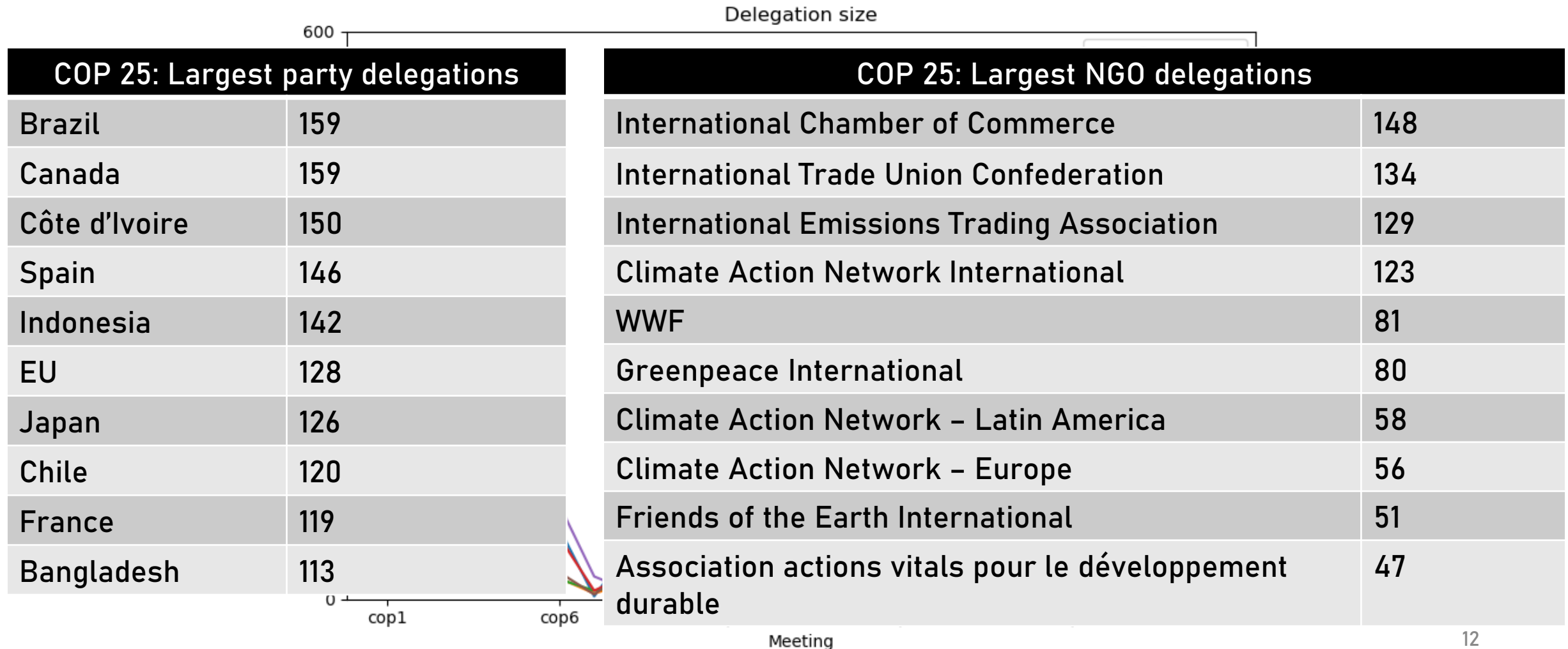
Example: Overall participants of COP's



Example: Delegation size of some parties over time

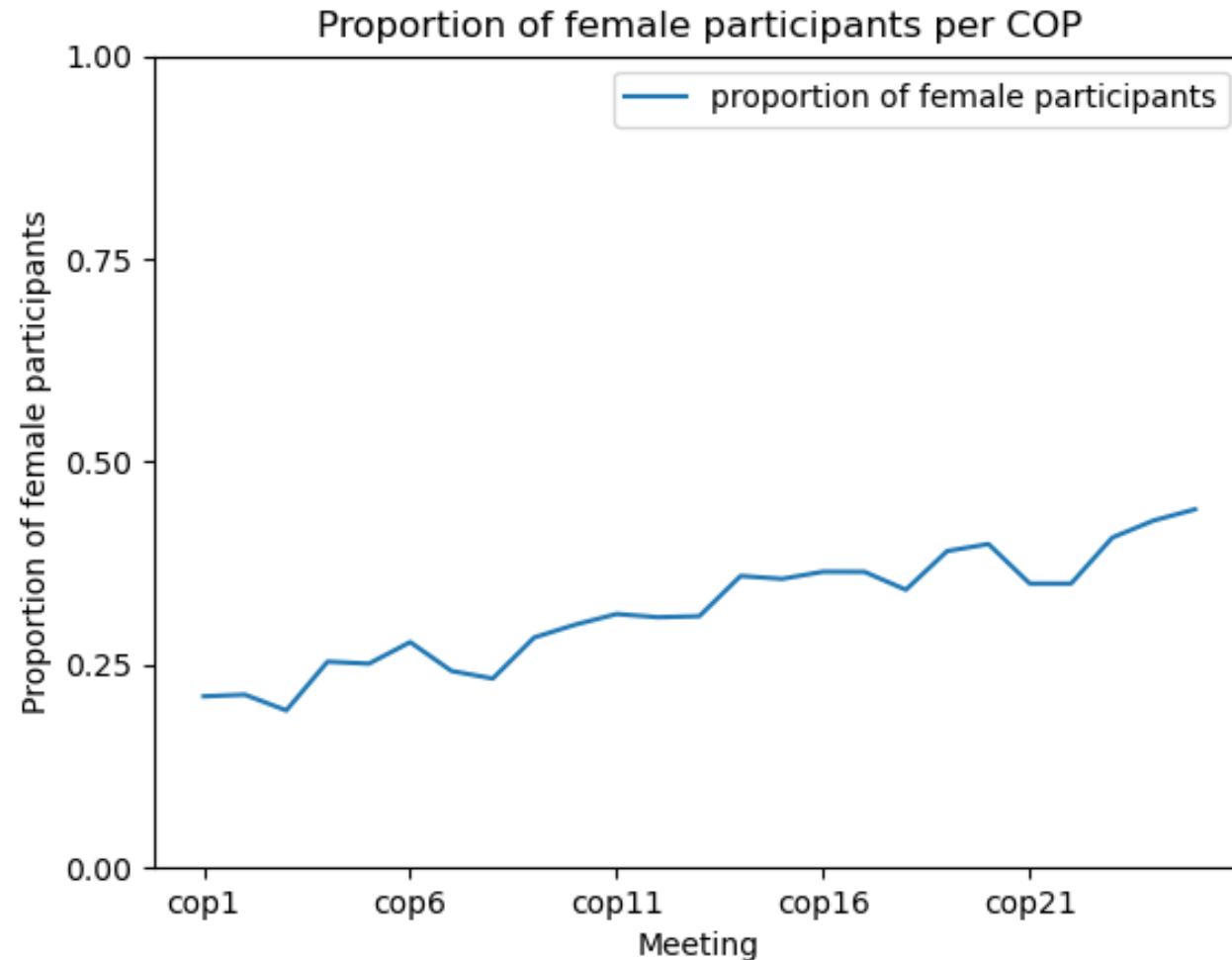


Example: Delegation size of some parties over time



Example: Gender

Gender proportion over time
Starting with 21.1% of female participants in COP1 (1995), the rate steadily increased to reach 44.1% in COP25 (2019)



Next steps

- Find experience of participants
- Predictive modelling of the interaction and intervention data

Sources

- <https://unfccc.int/about-us/about-the-secretariat>
- <https://maytree.com/wp-content/uploads/544ENG.pdf>
- <https://www.ieta.org/Our-Members>
- <https://www.icc-switzerland.ch/icc-switzerland/members>

Questions?
